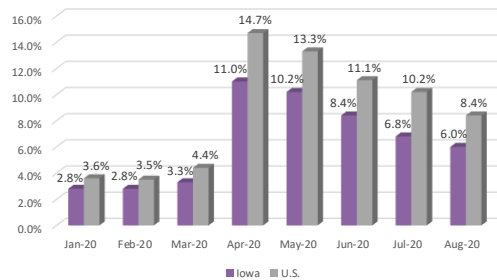


Status of the Iowa Workforce and Economy

Upcoming 2020 News Release Schedule

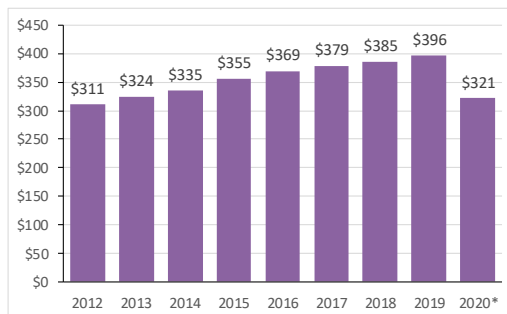
Reference Month	Statewide News Release	Local Area News Release
Jan	Mar 16	Mar 16
Feb	Mar 27	Mar 31
Mar	Apr 17	Apr 21
Apr	May 22	May 27
May	Jun 19	Jun 23
Jun	Jul 17	Jul 21
Jul	Aug 21	Aug 25
Aug	Sep 18	Sep 22
Sep	Oct 20	Oct 20
Oct	Nov 20	Nov 24
Nov	Dec 18	Dec 22
Dec	Jan 26	Jan 26

Iowa and U.S. Unemployment Rates - 2020



- Iowa's unemployment rate dropped to 6.0 percent in August. The state's jobless rate was 2.8 percent one year ago.
- The state's total unemployment level declined to 96,500 in August from 110,300 in July.
- The U.S. unemployment rate fell to 8.4 percent in August.

Average Weekly Benefit Regular Unemployment Insurance (UI)



* Through August

- The average weekly regular unemployment insurance benefit has dropped by about \$75 in 2020. The pandemic has resulted in more layoffs in lower paid industries such as the hospitality sector.
- Weekly benefit amounts are based on the unemployment insurance recipient's average weekly high quarter wage.

- Total nonfarm employment added 5,300 jobs in August. This month's increase is the fourth consecutive, but substantially lower than the average gain over the prior three months.
- Manufacturing advanced for the fourth consecutive month (+1,600). Gains were again fueled by hiring in nondurable goods factories.
- Accommodations and food services were up 1,600 jobs in August. This growth was fueled by hiring within bars and restaurants.
- Administrative support and waste management rose by 1,100 jobs due partially to hiring within temporary help services.
- Government increased by 1,700 jobs due primarily to an influx of temporary census workers in August.
- Health care also edged down this month (-900). Retail trade also lost jobs for the first time since April (-800).
- Iowa's total nonfarm employment is down 92,100 jobs compared to last August. Accommodations and food services remain 24,500 jobs below last August as firms remain apprehensive about reopening. Local government is down 11,800 jobs and construction trails by 9,300.

Iowa Nonfarm Employment Seasonally Adjusted

Year	Month	Iowa Statewide Employment	Leisure & Hospitality Employment
2020	Jan	1,585,000	146,500
	Feb	1,581,300	146,300
	Mar	1,572,400	142,200
	Apr	1,395,500	71,400
	May	1,414,600	84,800
	Jun	1,459,300	104,200
	Jul	1,487,700	113,100
	Aug	1,493,000	114,600

Iowa Workforce Development

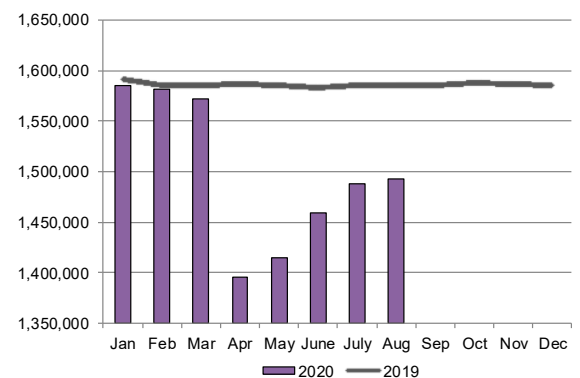
Information Prepared by the Labor Market Information Division

1000 East Grand Avenue
Des Moines, Iowa 50319-0209

Phone: 515-242-5862
Fax: 515-281-8203

Donna Burkett, Bureau Chief
Iowa Workforce Development

Total Nonfarm Employment 2020 versus 2019



Source: Labor Market Information (LMI) Division, Iowa Workforce Development and the Bureau of Labor Statistics (BLS) unless otherwise noted. (Reference: August 2020)